

ACADEMIC MEDICINE OPPORTUNITY



The U.S. Public Health Service is sponsoring 10 primary care faculty positions (Family Medicine, Internal Medicine, and Pediatrics) at Meharry Medical College, Nashville, Tennessee.

Responsibilities include:

- Direct Clinical Services
- Teaching Residents and Students
- Research Opportunities

Benefits include:

- Appointment in the PHS Commissioned Corps and Civil Service Opportunities
 - 3-Year Period of Assignment
 - Health Care, Vacation, and Sick Leave Benefits
 - \$1,500 Per Year CME Allowance
- Faculty Appointment with Meharry Medical College
- Participation in Faculty Development Activities

Send résumé to:

Nathan Stinson, Jr., Ph.D., M.D., M.P.H.
Chief, Clinical and Professional Activities Branch,
National Health Service Corps
5600 Fishers Lane, Room 7A-27,
Rockville, MD 20857

Are you ready to be on the front lines of AIDS patient care? AIDS Clinical Care

A monthly update on the diagnosis and treatment of HIV-related diseases. Founded in cooperation with the American Foundation for AIDS Research (AmFAR).

You've heard the statistics: Over the next 3 years there will be up to a quarter-million new AIDS cases in the United States. And thousands of primary-care physicians who have yet to treat a single AIDS patient will find themselves on the front lines of AIDS patient care.


AIDS Clinical Care will help you diagnose, evaluate, and treat these patients each month by bringing you a concise and factual update on the treatment of HIV-related diseases. It's vital, clinically oriented information you can put to use in your practice *today*. Contents include:

- Feature articles by leading AIDS clinicians that help you with the "hands on" management of HIV-related diseases
- Quick-reference tables on clinical presentations, diagnostic methods, and treatment regimens
- Key literature summaries and conference coverage

AIDS Clinical Care is published by the Publishing Division of the Massachusetts Medical Society, publishers of the *New England Journal of Medicine*, *MMWR*, and *Journal Watch*.

AIDS Clinical Care is under the editorial direction of:

- Deborah J. Cotton, MD, MPH (Co-Editor)
Division of Infectious Diseases
Beth Israel Hospital, Boston;
Assistant Professor of Medicine
Harvard Medical School, Boston, MA.
- Gerald H. Friedland, M.D. (Co-Editor)
Co-Director, AIDS Center
Montefiore Medical Center, Bronx, NY



ISSN: 1043-1543

YES, rush my 12 monthly issues of *AIDS Clinical Care* first class for \$107.00.

Check is enclosed.*

Bill me Amex Visa MasterCard

Card # _____ Expire Date _____

Signature _____

☐ Credit card orders, toll free 1-800-843-6356. In MA: 617-893-3800 x1199

Name/Title _____

Specialty _____

Address _____

City _____ State _____ Zip _____

Mail to: *AIDS Clinical Care*, P.O. Box 9085, Waltham, MA 02254-9085. FAX: (617) 893-0413.

*Make checks payable to *AIDS Clinical Care*. Allow 4-6 weeks for delivery of first issue.

SAM05



The Publishing Division of the
Massachusetts Medical Society

JUST PUBLISHED!

Many physicians are finding it difficult to keep current on the effectiveness and safety of prescribed products.


Drug Therapy, Volume 8 can help you review changes in drug use, the implications of using drugs in combination, and the comparative efficacy of different drugs.

Drug Therapy, Volume 8 includes 24 review articles originally published in the *New England Journal of Medicine* from 1985 to 1990, plus related Correspondence and Addenda by the original authors, providing updates from new research and clinical experience.

Drug Therapy, Volume 8

© 1991. □ Edited by John A.

Oates, M.D. and Alastair J.J. Wood, M.D., Department of Medicine, Vanderbilt University School of Medicine □ 300 pages, including index and over 75 charts & illustrations.



CONTENTS:

ANTIARRHYTHMICS
(Encainide, Flecainide, Tocainide, Amiodarone, Mexiletine)

VASODILATORS AND ANTITHROMBOTICS
(Combined Beta-Adrenergic and Calcium-Entry Blockade in Angina Pectoris, Nitrate Therapy in Stable Angina Pectoris, Converting-Enzyme Inhibitors, Tissue Plasminogen Activator, Dipyridamole)

ANTIBIOTICS
(Beta-Lactam Antibiotics, Bactericidal Activity as a Monitor of Antibiotic Therapy, Antimicrobial Prophylaxis)

ANTICANCER DRUGS
(Etoposide, Ketoconazole as an Inhibitor of Steroid Production)

BRONCHODILATORS
Ipratropium Bromide, New Approach to the Treatment of Asthma)

OTHERS
(Drug Therapy in the Elderly, Cyclosporine, Oral Hypoglycemic Agents, AZT (Zidovudine) and Related Dideoxynucleosides, Physiologic Replacement of Insulin, HMG-CoA Reductase Inhibitors, Cigarette Smoking and Nicotine Addiction)

THE LATEST REPRINT COLLECTION FROM THE NEW ENGLAND JOURNAL OF MEDICINE . . .

Yes, please send me **Drug Therapy, Volume 8:**

Softcover, ISBN 0-910133-23-9, @ \$34.00 + \$3.50 postage & handling per copy. _____copies.

Hardcover, ISBN 0-910133-33-6, @ \$49.00 + \$3.95 postage & handling per copy. _____copies.

TOLL FREE (800) THE-NEJM
Inside MA: (617) 893-3800 x1199
FAX: (617) 893-0413

Enclosed is a check for \$ _____*

Please charge my Visa MasterCard AmEx in the amount of \$ _____.

Card# Exp. Date

Signature _____

Name/Specialty _____ (please print)

Organization _____

Address _____

City _____ State _____ ZIP _____

*Prepaid orders only. Please make payable to the *New England Journal of Medicine*. MA residents please add 5% sales tax. Allow 4-6 weeks for delivery. Prices subject to change without notice.

30-day return privileges guarantee your satisfaction.



The New England Journal of Medicine
P.O. Box 9130, Waltham, MA 02254-9130


SBD08

L.D./NDL Rating Serum Triglycerides

NEW!

MEDICAL USES OF STATISTICS SECOND EDITION

John C. Bailar III, M.D., Ph.D.,
McGill University;
and Frederick Mosteller, Ph.D.,
Harvard School of Public
Health; with 32
distinguished contributors



SECOND EDITION!

A Practical Approach to Statistics

Can you evaluate the validity of published studies?

Do you know when and why to use certain statistical techniques?

Bailar & Mosteller provide you with the expert guidance you need.

If you've been looking for an overview of medical statistics that's understandable, easy to apply, and up-to-date, order your own copy today!

©1992, 480 pages, 90 illus., paperback
ISBN 0-910133-36-0

Contents: Revised & Updated — Plus 7 New Chapters

- **Broad Concepts and Analytical Techniques**
The basic principles behind statistical techniques with a *new* chapter on uses of statistical thinking.
- **Design**
The strengths and weaknesses in current research design.
- **Analysis**
How to evaluate statistical tools—with *new* chapters on decision analysis, statistical analysis of survival data, and contingency tables in medical studies.
- **Communicating Results**
How to present the data clearly—plus *new* guidelines for statistical reporting in medical journals.
- **Reviews and Meta-studies**
How to appraise research and analyze data combined from several studies. Plus *new* chapters on medical technology assessment and an update of the quality and methodology of meta-analysis.

- YES**, send me a copy of the new Second Edition of *Medical Uses of Statistics* for my risk-free trial.
- Check enclosed for \$39.95,* plus \$3.50 postage and handling. (Make check payable to NEJM Books)
(*Massachusetts Residents add 5% sales tax.)
- Charge my VISA MasterCard AmEx

CARD NO. _____
EXP. DATE _____

SIGNATURE _____
SDSF1 REQUIRED FOR CHARGE ORDERS

NAME/SPECIALTY _____ (PLEASE PRINT)
FIRM _____
ADDRESS _____
CITY _____ STATE _____ ZIP _____

SATISFACTION GUARANTEED
You must be completely satisfied with the Second Edition of *Medical Uses of Statistics* or you may return the book within 30 days and receive a FULL REFUND.

Please allow 4-6 weeks for delivery.

Send to: **NEJM BOOKS**



The New England Journal of Medicine
P.O. Box 9130, Waltham, MA 02254-9130
or call 1-800-THE-NEJM FAX: 617-893-0413

Nikki Hess isn't a Martian.

But the way some kids treat her, she might as well be from another planet. Just because she has epilepsy.

Epilepsy doesn't make her weird. It doesn't affect her abilities, her sense of humor, or her qualities as a friend.

Kids with epilepsy or any disability. Let's count 'em in.

Get the facts. Write or call The Epilepsy Foundation of America, 1-800-EFA-1000. Or contact your local EFA affiliate.



Epilepsy Foundation of America

Epilepsy Foundation of America
4351 Garden City Drive, Landover, MD 20785

I want to learn the *real* facts about epilepsy.

NAME _____

ADDRESS _____

CITY _____

STATE _____ ZIP _____

Or call 1-800-EFA-1000

This space donated by publisher.

Sectral[®] 200 mg 400 mg CAPSULES

acebutolol HCl

THE CARDIOSELECTIVE BETA BLOCKER FOR PVC CONTROL

Usual starting dose	200 mg b.i.d.
Optimal PVC response	600 mg to 1200 mg per day
Use in elderly	Doses above 800 mg per day should be avoided

(Brief Summary. See Package Circular for full prescribing information.)

CONTRAINDICATIONS: SECTRAL is contraindicated in: 1) persistently severe bradycardia; 2) second- and third-degree heart block; 3) overt cardiac failure; 4) cardiogenic shock. (See WARNINGS)

WARNINGS: Cardiac Failure: Sympathetic stimulation may be essential for support of circulation in patients with diminished myocardial contractility and inhibition by β -adrenergic receptor blockade may precipitate more severe failure. Although β -blockers should be avoided in overt cardiac failure, SECTRAL can be used cautiously when heart failure is controlled with digitalis and/or diuretics. Digitalis and SECTRAL impair AV conduction. Withdraw SECTRAL if cardiac failure persists.

In Patients Without a History of Cardiac Failure: In patients with aortic or mitral valve disease or compromised left ventricular function, continued depression of the myocardium with β -blockers over time may lead to cardiac failure. Digitalize patients at first signs of failure, and/or give a diuretic and observe closely. Withdraw SECTRAL if cardiac failure persists.

Exacerbation of Ischemic Heart Disease Following Abrupt Withdrawal: Abrupt discontinuation of some β -blockers in coronary artery disease patients may exacerbate angina; in some cases, myocardial infarction and death have been reported. Caution such patients against interruption of therapy without a physician's advice. Even in the absence of overt ischemic heart disease, withdraw SECTRAL gradually over a period of about two weeks; observe carefully and advise patients to minimize physical activity during this time. (If desired, patients may be transferred directly to comparable doses of an alternative β -blocker without interruption of β -blocking therapy.) If exacerbation of angina occurs, restart full-dose anti-anginal therapy immediately and hospitalize patient until stabilized.

Peripheral Vascular Disease: β -antagonists reduce cardiac output and can precipitate/aggravate arterial insufficiency in patients with peripheral or mesenteric vascular disease. Exercise caution and observe such patients closely for progression of arterial obstruction.

Bronchospastic Diseases: Patients with Bronchospastic Diseases Should, in General, Not Receive a β -Blocker. Because of its relative β_1 -selectivity, low doses of SECTRAL may be used cautiously in such patients who do not respond to, or cannot tolerate, alternative treatment. Since β_1 -selectivity is not absolute and is dose-dependent, use lowest possible dose of SECTRAL initially, preferably in divided doses. Make bronchodilator, e.g., theophylline, or a β_2 -stimulant, available in advance with instructions for use.

Anesthesia and Major Surgery: The necessity/desirability of withdrawing β -blockers prior to major surgery is controversial; the heart's impaired ability to respond to β -adrenergically mediated reflex stimuli may enhance the risk of excessive myocardial depression during general anesthesia. Difficulty in restarting and maintaining the heartbeat also has been reported with beta-blockers. If treatment is continued, take special care when using anesthetics that depress the myocardium; use lowest possible SECTRAL dose. SECTRAL, like other β -blockers, is a competitive inhibitor of β -receptor agonists, so its effects can be reversed by cautious administration of such agents (e.g., dobutamine or isoproterenol). Symptoms of excessive vagal tone (e.g., profound bradycardia, hypotension) may be corrected with atropine.

Diabetes and Hypoglycemia: β -blockers may potentiate insulin-induced hypoglycemia and mask some symptoms such as tachycardia; dizziness and sweating are usually not significantly affected. Warn diabetics of possible masked hypoglycemia.

Thyrotoxicosis: β -adrenergic blockade may mask some clinical signs (tachycardia) of hyperthyroidism. Abrupt withdrawal of SECTRAL may precipitate a thyroid storm in patients suspected of developing thyrotoxicosis.

PRECAUTIONS: Impaired Renal or Hepatic Function: While there are no U.S. studies, foreign published experience shows that acebutolol has been used successfully in chronic renal insufficiency. Acebutolol is excreted via the G.I. tract, but the active metabolite, diacetolol, is eliminated mainly by the kidney. A linear relationship exists between renal clearance of diacetolol and creatinine clearance (Cl_{Cr}); reduce daily dose of acebutolol by 50% when Cl_{Cr} is less than 50 mL/min and by 75% when it is less than 25 mL/min. Use cautiously in patients with impaired hepatic function.

SECTRAL has been used successfully and without problems in elderly patients in U.S. clinical trials without specific dosage adjustment. However, in the elderly, lower maintenance doses may be required because bioavailability of SECTRAL and its metabolite are approximately doubled.

Information for Patients: Warn patients, especially those with evidence of coronary artery disease, against interruption or discontinuation of SECTRAL without physician supervision. Although cardiac failure rarely occurs in properly selected patients, advise patients to consult a physician if signs or symptoms suggestive of impending CHF, or unexplained respiratory symptoms, develop.

Warn patients of possible severe hypertensive reactions from concomitant use of α -adrenergic stimulants, e.g., nasal decongestants used in OTC cold medicines and nasal drops.

Clinical Laboratory Findings: SECTRAL, like other β -blockers has been associated with development of antinuclear antibodies (ANA). In prospective clinical trials, patients receiving SECTRAL had a dose-dependent increase in the development of positive ANA titers. Symptoms related to this laboratory abnormality were infrequent. Symptoms and ANA titers were reversible upon discontinuation of SECTRAL.

Drug Interactions: Catecholamine-depleting drugs may have additive effects when given with β -blockers. Observe patients treated with both agents closely for evidence of marked bradycardia or hypotension which may present as vertigo, syncope/presyncope, or orthostatic changes in blood pressure without compensatory tachycardia. Exaggerated hypertensive responses have been reported from use of β -adrenergic antagonists with α -adrenergic stimulants, including those in OTC cold remedies and vasoconstrictive nasal drops. Nonsteroidal anti-inflammatory drugs may blunt antihypertensive effects of beta-blockers.

Carcinogenesis, Mutagenesis, Impairment of Fertility: Chronic oral toxicity studies in rats and mice, at doses 15 times the maximum recommended (60 kg) human dose, did not indicate carcinogenic potential for SECTRAL. Diacetolol, the major metabolite in man, was without carcinogenic potential in rats at doses up to 1800 mg/kg/d. SECTRAL and diacetolol also had no mutagenic potential in the Ames Test. No significant impact on reproductive performance or fertility was found in rats following SECTRAL or diacetolol doses of up to 240 or 1000 mg/kg/d, respectively.

Pregnancy: Teratogenic Effects: Pregnancy Category B: No teratogenic effects were seen in rat or rabbit reproduction studies utilizing SECTRAL doses that were, respectively, approximately 31.5 and 6.8 times the maximum recommended human dose. At this dose in the rabbit, slight fetal growth retardation was noted; this was considered to be a result of maternal toxicity (evidenced by reduced food intake, lowered rate of body weight gain, mortality). Diacetolol studies (doses up to 450 mg/kg/d in rabbits and up to 1800 mg/kg/d in rats) showed no evidence of fetal harm other than a significant elevation in postimplantation loss with 450 mg/kg/d, a level at which food consumption and body weight gain were reduced in rabbit dams; there was a nonstatistically significant increase in incidence of bilateral cataract in rat fetuses from dams treated with 1800 mg/kg/d. There are no adequate and well-controlled trials in pregnant women; SECTRAL should be used during pregnancy only if potential benefit justifies risk to the fetus.

Nonteratogenic Effects: Human studies indicate that acebutolol and diacetolol cross the placenta. Neonates of mothers who received acebutolol during pregnancy have reduced birth weight, decreased blood pressure, and decreased heart rate.

Labor and Delivery: Effect on labor and delivery in pregnant women is unknown. Animal studies have shown no effect of SECTRAL on the usual course of labor and delivery.

Nursing Mothers: Acebutolol and diacetolol appear in breast milk (milk: plasma ratio of 7.1 and 12.2, respectively). Use in nursing mothers is not recommended.

Pediatric Use: Safety and effectiveness in children have not been established.

ADVERSE REACTIONS: SECTRAL is well tolerated in properly selected patients. Most adverse effects have been mild, not required therapy discontinuation, and tended to decrease as treatment duration increases.

The incidence of treatment-related side effects (volunteered and elicited) derived from U.S. controlled clinical trials in patients with hypertension, angina and arrhythmia follows. Numbers represent percentage incidence for SECTRAL (N = 1002) versus placebo (N = 314), respectively.

Cardiovascular: Chest pain 2%, 1%; Edema 2%, 1%; CNS: Depression 2%, 1%; Dizziness 6%, 2%; Fatigue 11%, 4%; Headache 6%, 4%; Insomnia 3%, 1%; Abnormal dreams 2%, 1%. **Dermatologic:** Rash 2%, 1%. **Gastrointestinal:** Constipation 4%, 0%; Diarrhea 4%, 1%; Dyspepsia 4%, 1%; Flatulence 3%, 1%; Nausea 4%, 0%. **Genitourinary:** Micturition (frequency) 3%, <1%. **Musculoskeletal:** Arthralgia 2%, 2%; Myalgia 2%, 0%. **Respiratory:** Cough 1%, 0%; Dyspnea 4%, 2%; Rhinitis 2%, <1%. **Special Senses:** Abnormal Vision 2%, 0%.

The following selected (potentially important) side effects were seen in up to 2% of SECTRAL patients: **Cardiovascular:** hypotension, bradycardia, heart failure. **CNS:** anxiety hyper/hypoesthesia, impotence. **Skin:** pruritus. **Gastrointestinal:** vomiting, abdominal pain. **Genitourinary:** dysuria, nocturia. **Liver and Biliary:** small number of reported cases of liver abnormalities (increased SGOT, SGPT, LDH). In some cases, increased bilirubin or alkaline phosphatase, fever, malaise, dark urine, anorexia, nausea, headache, and/or other symptoms have been reported. In some cases, symptoms and signs were confirmed by rechallenge. Abnormalities were reversible upon drug cessation. **Musculoskeletal:** back and joint pain. **Respiratory:** pharyngitis, wheezing. **Special Senses:** conjunctivitis, dry eye, eye pain. **Autoimmune:** extremely rare reports of systemic lupus erythematosus.

Incidence of drug-related adverse effects (volunteered and solicited) based on SECTRAL dose is shown below. (Data from 266 hypertensive patients treated for 3 months on a constant dose.)

Body System	400 mg/day (N = 132)	800 mg/day (N = 63)	1200 mg/day (N = 71)
Cardiovascular	5%	2%	1%
Gastrointestinal	3%	3%	7%
Musculoskeletal	2%	3%	4%
Central Nervous System	9%	13%	17%
Respiratory	1%	5%	6%
Skin	1%	2%	1%
Special Senses	2%	2%	6%
Genitourinary	2%	3%	1%

Potential Adverse Effects: Certain adverse effects not listed above have been reported with other β -blocking agents and should be considered as potential adverse effects of SECTRAL.

CNS: Reversible mental depression progressing to catatonia, an acute syndrome characterized by disorientation for time and place, short-term memory loss, emotional lability, slightly clouded sensorium, and decreased performance on neuro-psychometrics.

Cardiovascular: Intensification of AV block (see CONTRAINDICATIONS). **Allergic:** Erythematous rash, fever with aching and sore throat, laryngospasm, respiratory distress.

Hematologic: Agranulocytosis, nonthrombocytopenic and thrombocytopenic purpura. **Gastrointestinal:** Mesenteric arterial thrombosis, ischemic colitis.

Miscellaneous: Reversible alopecia, Peyronie's disease. The oculomucocutaneous syndrome associated with practolol has not been reported with SECTRAL.

Keep at room temperature, Approximately 25°C (77°F).

3482-5 6/21/89