

Is Seasonal Variation Another Risk Factor for Postpartum Depression?

Veena Panthangi, MD, Patricia West, PhD, Ruth T. Savoy-Moore, PhD,
Manjeet Geeta, MD, and Eileen Reickert, MD

Introduction: Postpartum depression (PPD) occurs in the first 6 months after delivery in 10% to 20% of mothers. Despite the availability of screening tools, there is a general consensus that PPD is under-diagnosed. A number of risk factors contributing to PPD have been investigated, but role of seasonal variability in PPD is unclear. Our purpose was to assess whether seasonal variation is another risk factor for PPD.

Methods: This cross-sectional pilot study was conducted at 2 family medicine clinics and an obstetrics/gynecology clinic over 24 months. During their postpartum visit, mothers who gave consent were asked to fill out a survey requesting demographic data, followed by the Edinburgh Postpartum Depression Scale (EPDS). The EPDS is a well-validated tool shown to be highly effective in detecting postnatal depression. A score >12 on the EPDS indicated a likely risk of PPD.

Results: Of the 556 patients approached, 530 completed the EPDS. Mean (\pm SE) patient age was 24.9 ± 0.2 years; 71% were African Americans; 74% were single mothers; and 39% had at least some college education. On the EPDS, 17.8% scored ≥ 13 . Of the depressed patients, 18.1% had babies born during the winter, 19.2% had babies born during the spring, 13.4% during the summer, and 21.5% during autumn (χ^2 ; $P = .342$). Mothers with very good or excellent support at home had lower EPDS scores (12.6%) than mothers with just adequate support (44.0%) or very little or no support (30.8%; $P < .0005$). A greater proportion of women with a history of depression (42.9% vs 12.9%) or who were currently taking antidepressives (58.3% vs 15.9%) were in the depressed group ($P < .0005$). Logistic regression analysis with the above variables, excluding education and income (excess missing data), on the 452 women with complete datasets found 4 significant predictors of an EPDS score >12. Predictors were history of depression (odds ratio [OR], 4.003; 95% CI, 2.016–7.949); parity (OR, 1.431; 95% CI, 0.204–1.701); social support (OR, 3.904; 95% CI, 2.08–7.325); and currently taking medication for depression (OR, 3.613; 95% CI, 1.207–10.817).

Conclusion: The slight seasonal variation in PPD in our pilot study was not statistically significant. Our study was underpowered to detect the projected differences in seasons. Additional patients are needed to diversify the participants and provide an adequate sample to test the projected seasonal differences. The high ORs found for greater parity, weak social support, history of depression, and currently taking antidepressants suggest that new mothers with these characteristics should be questioned about symptoms of PPD. (J Am Board Fam Med 2009;22:492–497.)

Postpartum depression (PPD) is a serious, identifiable, and treatable condition. Symptoms start within 4 weeks of childbirth and may include sleep

and appetite disturbances, decreased concentration, feelings of inadequacy as a parent, and despondent mood. Prevalence varies depending on how soon after delivery a woman is screened and which screening method is used, and may range from 10% to 20% of women.^{1–3} Several screening instruments have been developed, but the extensively validated, 10-question Edinburgh Postpartum Depression Scale (EPDS)⁴ is often the tool used to raise clinical suspicion of PPD. Nevertheless, it is estimated that fewer than half of PPD cases are recognized.⁵

Risk factors for PPD are numerous. In a meta-analysis, Beck⁶ identified 13 significant risk factors

This article was externally peer reviewed.

Submitted 2 April 2008; revised 18 June 2009; accepted 26 June 2009.

From the Departments of Family Medicine (VP, PW, MG, ER) and Medical Education (RTS-M), St. John Hospital and Medical Center, Detroit, MI.

Funding: St. John Hospital and Medical Center Graduate Medical Education Research Committee.

Conflict of interest: none declared.

Corresponding author: Veena Panthangi, MD, Family Medical Department, St John Hospital and Medical Center, Family Medicine, 24911 Little Mack Avenue, St Clair Shores, MI 48080 (E-mail: yveenap@yahoo.com).

for postpartum depression. Ten factors had moderate effect size, including prenatal depression, self-esteem, childcare stress, prenatal anxiety, life stress, social support, marital relationship, history of depression, infant temperament, and maternity blues. Three factors had small effect size, including marital status, socioeconomic status (SES), and unplanned pregnancy. Of studies examining the association between SES status and PPD, few have reported that lower SES was predictive of PPD.⁷ Women with a history of depression are at increased risk for PPD.⁸

PPD has significant consequences for the woman and her family. At least one-fourth of women with a history of PPD will have a recurrence after another childbirth.⁹ Mothers with depressed moods may have difficulty responding to their infants, which can interfere with attachment.¹⁰ Other studies have found that children of depressed women exhibit behavioral disturbances¹¹ and impaired cognitive development.¹² Therefore, early identification and intervention of PPD is crucial.

Seasonally recurrent mood disorder, commonly known as seasonal affective disorder (SAD), has been documented for the last 20 years, with a lifetime prevalence of 0% to 9.7% in the general population.¹³ Symptoms include a depressed mood and a characteristic cluster of physical symptoms such as decreased activity, change in appetite, weight gain, decreased libido, and increased sleep duration. Episodes of depression tend to occur during specific times of the year, usually in winter. Women are approximately 4 times as likely as men to experience a seasonal variation in mood.¹⁴ This may be influenced by reproductive hormones; SAD increases after puberty and declines after menopause.

Given the number of research studies about PPD and SAD, it is surprising that there has been little research conducted examining seasonal variation in PPD. Hiltunen et al¹⁵ conducted a study in Finland. The EPDS was used to measure level of depression in women immediately after delivery and 4 weeks postpartum. There was a greater incidence of mild PPD in the autumn (September through November) immediately after delivery, and less depression in the spring (March through May), measured 4 months postpartum. Dividing the data into daylight categories, women were more depressed during periods of limited sunlight.

In addition, mothers who were depressed immediately after delivery were more likely to be depressed later. This study supports the notion of seasonal variation in PPD, but it is unclear whether the results could be replicated in a population outside of Finland, a country that experiences extreme seasonal variation of natural light and dark.

This study attempted to define the significance of seasonal variation as a potential risk factor for PPD. We designed this pilot study to address the null hypothesis: seasonal variation in PPD (when measured using the EPDS between 5 to 8 weeks after delivery) is not a risk factor for PPD.

Methods

This cross-sectional study was conducted at 2 family medicine clinics and one obstetrics/gynecology clinic in the Detroit, Michigan metropolitan area, which is in the midwest United States, a region that observes daylight savings time. Data were collected from July 2004 through June 2006. All 3 sites included patients from a range of SESs. The 4 seasons were defined as Winter (December-February); Spring (March-May); Summer (June-August); and Fall (September-November). The St. John Hospital Institutional Review Board approved the study protocol.

A trained research assistant identified women who qualified for participation in the study. Potential patients included women who had given birth during the past 5 to 8 weeks, were able to complete the questionnaire, signed a written consent form, and were patients at one of the clinic sites. Women were excluded from participating in the study if they had given birth outside the range of the postpartum period (5–8 weeks), were unable to understand or complete the questionnaire, or had a still-born child or infant death with their most recent pregnancy.

Physicians were educated about the study objectives, screening, and educational and referral materials before patient recruitment. The research assistant approached potential participants while they were waiting to be seen by their physician for the postpartum visit. After giving consent, each participant was asked to complete a demographic survey and the English version of the EPDS. The demographic survey included questions about the mother's age, income, education level, infant's birth weight, the extent of their social support, history of

depression, and antidepressant medications. The EPDS is a 10-item, well-validated instrument highly effective in detecting PPD.¹ It is the most sensitive and effective screening tool for PPD.⁴ EPDS items are scored from 0 to 2. An elevated EPDS score is not equivalent to the diagnostic criteria for PPD, but women with EPDS scores >12 are considered most likely to be diagnosed with PPD.⁴

When data collection was completed the women were given an educational brochure describing mood variation after delivery, a list of support services in the community, and inexpensive toys for their infant. When the patient scored >12 on the EPDS, or answered the suicidal ideation question positively, the research assistant alerted the patient's physician. The physician then discussed the screening results with the patient, determined if the clinical diagnosis of PPD was confirmed, and recommended treatment options.

Data were coded with a unique identifier for each mother and analyzed using SPSS software for Windows (SPSS, Inc., Chicago, IL). The χ^2 test was used for evaluating associations between categorical variables (such as marital status and ethnicity) and unpaired *t* test for continuous variables (mother's age and infant birth weight), comparing women who scored >12 (depressed) versus mothers who scored <13 (not depressed). Twins were excluded from the birth weight analysis (*n* = 6). The occurrence of PPD was analyzed by birth season and also by birth month. Logistic regression was used to find significant predictors of an EPDS score >12 (depression). Candidate variables evaluated by logistic regression included season of the year, extent of social support, site of prenatal care, social situation, marital status, race, prior diagnosis of depression, whether the mother was currently taking medication for depression, mother's age, infant birth weight, parity, and gravidity.

Results

Five hundred fifty-six potential participants were approached and 548 were recruited (99% response rate). Ten were excluded as outside the time frame from delivery, and 530 completed the EPDS. The mean (\pm SE) age of the sample was 24.9 ± 0.2 years; 71% were African Americans; 74% were single mothers; and 39% had at least some college education (Table 1). Of the sample, 17.8% scored

Table 1. Demographic Characteristics of the Study Postpartum Sample (*n* = 530)

Variable	Value
Age (mean \pm SE [range])	24.9 ± 0.2 (14–43)
Gravidity (mean \pm SE [range])	2.1 ± 0.1 (0–10)
Parity (mean \pm SE [range])	1.6 ± 0.1 (0–8)
Marital Status (<i>n</i> = 528) (%)	
Single	74
Married	26
Ethnicity (%)	
African American	71
White	25
Other	4
Location of obstetric care (%)	
Ob/gyn clinic	81
Family medicine clinics	11
Other sites	5
No prenatal care	3
Education (<i>n</i> = 332) (%)	
Some high school	23
High school grad	38
Some college	30
College graduate school	9
Annual income (<i>n</i> = 459) (%)	
<\$10,000	33
\$10,000–24,000	34
\$25,000–49,000	21
>\$50,000	12

>12 on the EPDS. Season was not associated with the occurrence of PPD. Of patients who scored >12 on the EPDS, 18.1% had babies born during the winter, 19.2% had babies born during the spring, 13.4% had babies born during the summer, and 21.5% had babies born during fall (χ^2 ; *P* = .342; see Figure 1). Depression was lower in women giving birth during the summer (13.4%) compared with all other seasons (19.6%; *P* = .097).

We found significant associations for a number of demographic variables that could affect PPD. Mothers with very good or excellent support at home had lower rates of PPD (12.6%) than did mothers with adequate support (44.0%) or very little or no support (30.8%; *P* < .0005). Mothers with high scores on the EPDS were of higher gravidity (2.8 ± 0.2 vs 1.9 ± 0.1 ; *P* = .001) and parity (2.3 ± 0.2 vs 1.5 ± 0.7 ; *P* < .0005; see Figure 2). As expected, a greater proportion of women with a history of depression (*n* = 77; 42.9%) versus those without a history of depression (*n* = 442; 12.9%), or those women currently taking antide-

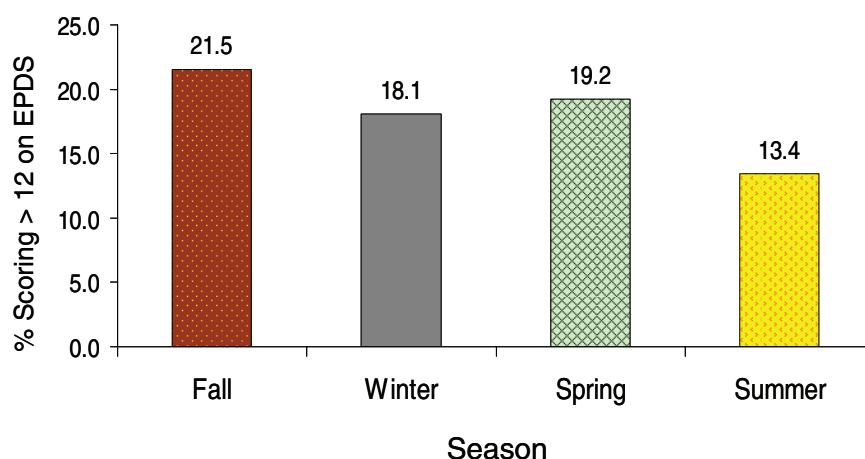


Figure 1. Incidence of postpartum depression, indicated by a score >12 on the Edinburgh Postpartum Depression Scale, during different seasons of the year (χ^2 ; $P = .342$).

pressants ($n = 24$; 58.3%) versus those women not currently taking antidepressants ($n = 503$; 15.9%), had PPD ($P < .0005$; Figure 3). When women with a prior or current indication of depression were excluded, the univariate results did not change. Mothers who scored 16.8 ± 0.3 (depressed) versus 4.8 ± 0.2 (not depressed) on the EPDS also had smaller babies (3081.5 ± 84.6 g vs 3285.6 ± 34.8 g, respectively; $P = .016$).

Logistic regression analysis, with education and income excluded (excess missing data), on the 452 women with complete datasets found 4 significant predictors of an EPDS score >12 (Table 2). The values, odds ratios, and 95% CIs for history of depression, parity, social support, and taking medication for depression are provided in the table.

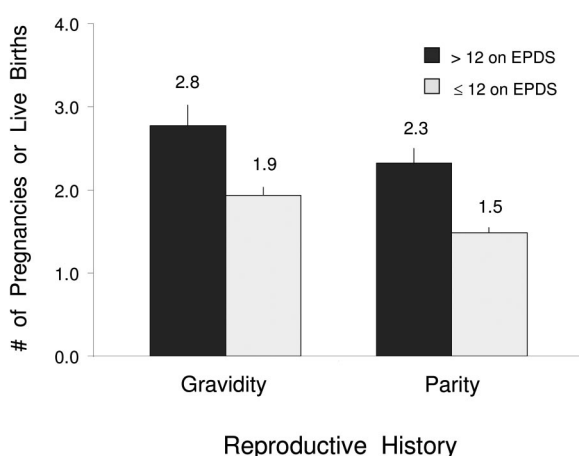


Figure 2. Women of higher gravidity and parity had higher scores (dark bars) on the Edinburgh Postpartum Depression Scale (t test; $P < .0005$).

Discussion

Our study yielded results that were consistent with the findings of previous studies. The rate of PPD in our population was 17.8%, on the high side of the normal range for a typical postpartum patient population. Hobfoll et al¹⁶ also found higher rates of PPD among inner-city women. We did not find any seasonal variation when we compared 3-month periods (Summer, Spring, Fall, and Winter) or when we compared Summer with the rest of the year, although there was a lower incidence during Summer (13.4%). This lower incidence of PPD during Summer is consistent with the expectation that women would be less likely to experience depression during months of abundant light. In our patients, the differences in levels of depression be-

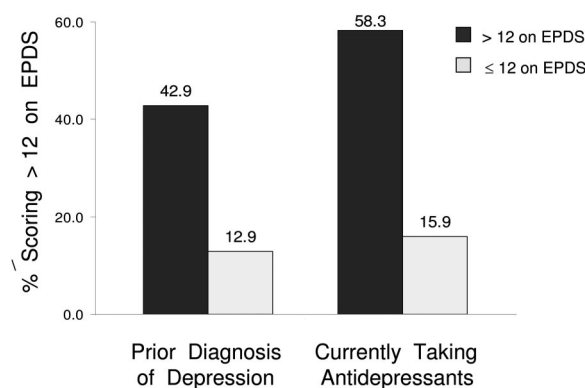


Figure 3. New mothers with a history of depression or who were taking antidepressive medication when they filled in the Edinburgh Postpartum Depression Scale were more likely to score >12 on the Edinburgh Postpartum Depression Scale (χ^2 ; $P < .0005$).

Table 2. Predictors of Postpartum Depression from the Logistic Regression

Variable	Percent	Odds Ratio	95% CI
Depression			
Previous diagnosis of depression	42.9	4.003	2.016–7.949
No history	12.9	1.0	
Antidepressives			
Taking medication for depression	58.3	3.613	1.207–10.817
Not taking medication for depression	15.9	1.0	
Social support			
Not very good or little/none	30.8	1.278	0.207–7.895
Adequate	44.0	3.904	2.080–7.325
Excellent or very good	12.6	1.0	
Parity (mean \pm SE)		1.431	1.204–1.701
Women with EPDS scores ≥ 13	2.3 \pm 0.2		
Women with EPDS scores ≤ 12	1.5 \pm 0.1		

EPDS, Edinburgh Postpartum Depression Scale.

tween seasons were less than those found by Hil-
tunen et al.¹⁵ Because we did find that social sup-
port, parity, history of depression, and currently
taking medication for depression predicted the oc-
currence of PPD, it is clear that any seasonal effect
was not as strong an influence in our population as
these other factors. Thus, physicians should screen
patients carefully for PPD during all seasons of the
year.

Mothers who admit to having little or no sup-
port at home in caring for their babies should be
closely monitored for signs of depression. This
result is consistent with other studies.² Women
with a previous diagnosis of depression or who are
currently taking antidepressants are at significant
risk of developing PPD² and should be carefully
evaluated after delivery. They may require close
monitoring of antidepressants so that dosing could
be titrated up when needed and/or additional coun-
seling could be recommended. In addition, mothers
could be educated during pregnancy about risk
factors so that they are aware of the possibility of
developing PPD. Physicians could suggest that, if
possible, at-risk mothers work to improve their
support system.

Women with a history of depression and those
taking antidepressants are of particular concern.
Some women discontinue medications during
pregnancy or breastfeeding but should discuss the
risks and benefits with their physicians. In addition,
depressed postpartum women may need additional
mental health services, including psychiatric evalu-

ation, psychotherapy, support groups, or hospital-
ization.⁹ Women being treated for depression dur-
ing the prenatal period should be encouraged to
discuss the management of their depression with
their physician during and after pregnancy. The
mood changes that occur during this time should
be taken into account and treatment should be
modified as needed. One investigation found
morning light therapy to be advantageous for de-
pressed pregnant women.¹⁷ Women with a history
of depression who have discontinued treatment
should be made aware of their increased risk of
PPD. The significant associations found with social
stressors, larger family size, history of depression,
and currently taking antidepressants suggests that
new mothers with these characteristics should def-
initely be questioned about PPD symptoms.

Limitations

Our study had several limitations. First of all, the
small sample size lowered the power of our study.
The preponderance of African American women in
our study did not reflect the US population. We
would need a more diverse sample of whites and
Hispanics of varying SES to appropriately repre-
sent the present US population. Our inability to
detect a difference in PPD by season is probably
because of one of 2 factors: there may be no sea-
sonal variability in PPD or we had too few patients
to detect variability. Our prestudy power calcula-
tion based on the seasonal variation found by Hil-
tunen et al.¹⁵ suggested that we would need 245

women per group to show a significant difference; we had enrolled only 149 patients during the summer and 144 during the winter. Based on this data, we would need 3 times the size of the present population to determine whether the observed difference was significant.

Conclusion

The slight seasonal variation in PPD in our study was not statistically significant, but the study was underpowered for the difference in PPD rate we detected. Stronger associations with increased PPD rate were observed for social stressors, multigravidity, history of depression, and currently taking antidepressants. Additional sites are needed to provide greater variation in the participants from geographic locations, marital status, SES, and racial backgrounds to diversify and increase the sample size and to provide adequate statistical power to test projected seasonal variations.

Recommendations

The high odds ratios found for social support, gravidity, history of depression, and currently taking antidepressants suggest that new mothers with these characteristics should definitely be questioned about PPD symptoms.

It is recommended that clinicians be on alert to detect this problem in mothers:

- during all seasons;
- who have more children;
- who lack a good support system;
- with a history of depression; and
- who are currently taking antidepressants.

The authors extend their appreciation to Karen Hagglund, MS, for her assistance in the data analysis, and to Paul Paonessa, MD; George Maristela, MD; and Patricia Mackin for their help with data collection.

References

1. Cox JL, Chapmand G, Murray D, Jones P. Validation of the Edinburgh Postnatal Depression Scale (EPDS) in non-postnatal women. *J Affect Disord* 1996;39:185–189.
2. O'Hara MW, Swain AM. Rates and risks of postpartum depression: a meta-analysis. *Int Rev Psychiatry* 1996;8:37–54.
3. Steiner M. Perinatal mood disorders: position paper. *Psychopharmacol Bull* 1998;34:301–6.
4. Cox JL, Holden JM, Sagovsky R. Detection of postnatal depression. Development of the 10-item Edinburgh Postnatal Depression Scale. *Br J Psychiatry* 1987;150:782–6.
5. Gjerdingen DK, Yawn BP. Postpartum depression screening: importance, methods, barriers, and recommendations for practice. *J Am Board Fam Med* 2007;20:280–8.
6. Beck CT. Predictors of postpartum depression: an update. *Nurs Res* 2001;50:275–85.
7. O'Hara MW, Rehm LP, Campbell SB. Postpartum depression: a role for social network and life stress variables. *J Nerv Ment Dis* 1983;171:336–41.
8. Epperson CN. Postpartum major depression: detection and treatment. *Am Fam Physician* 1999;59:2247–59.
9. Wisner KL, Parry BL, Piontek CM. Postpartum depression. *N Engl J Med* 2002;347:194–9.
10. Beck CT. The effects of postpartum depression on maternal-infant interactions: a meta-analysis. *Nurs Res* 1995;44:298–304.
11. Weinberg MK, Troick EZ. Maternal depression and infant maladjustment: a failure of mutual regulation. In: Nospitz JD, ed. *Handbook of child and adolescent psychiatry*. New York, NY: John Wiley & Sons, Inc.; 1997:243–57.
12. Cogill SR, Caplan HL, Alexandra H, Robson KM, Kumar R. Impact of maternal postnatal depression on cognitive development of young children. *BMJ* 1986;292:1165–7.
13. Lurie SJ, Gawinski B, Pierce D. Seasonal affective disorder. *Am Fam Physician* 2006;74:1521–4.
14. Rosenthal NE. Diagnosis and treatment of Seasonal Affective Disorder. *J Am Med Assn* 1993;270:2717–20.
15. Hiltunen P, Jokelainen J, Ebeling H, Szajnberg N, Moilanen I. Seasonal variation in postnatal depression. *J Affect Disorders* 2004;78:111–8.
16. Hobfoll SE, Ritten C, Lavin J, Hulsizer MR, Cameron RP. Depression prevalence and incidence among inner-city pregnant and postpartum women. *J Consult Clin Psychol* 1995;63:445–53.
17. Oren DA, Wisnes KL, Spinelli M, et al. An open trail of morning light therapy for treatment on antepartum depression. *Am J Psychiatry* 2002;159:666–9.